

URFALIYAM EZELDEN
(Turkey)

Title translates as "I'm from Urfa forever." This dance and song is about the despair of a woman from Urfa in love with a man who does not love her.

Origin: From Urfa (Southeast Anatolia) Style: Halay

Pronunciation:

Music: "Turkish Folk Dances" Cassette No. 1 Side A/1 4/4 meter

Formation: In first part of the dance - semi-circle, in second part - line.

MeasPattern

Part I Arms are held with bent elbows, forearms parallel to ground. Little finger hold.

1½

Fig 1 - Takes 1½ meas to complete

Step on R to R, arms to R (ct 1); step on L crossing over R, arms go L (ct 2); step on R to R, arms go R (ct 3); bring L in front of R and touch toes, hold arms at R (ct 4). Step on L to L, arms go L (ct 1); bring R in front of L and touch the toe, hold arms at L (ct 2).

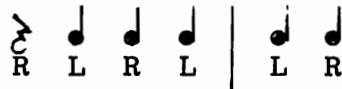


Fig 2 - Takes 1½ meas to complete

In the second part of the song the W and M turn to face each other.

Repeat Fig 1 cts 1,2 (cts 3,4).

W turns to R, M turns to L (cts 1-2); W turns to L, M turns to R (cts 3-4).

(Whole steps are the same as in Fig 1)

Let go hands when singing ends.

Fig 3a

Turn to LOD, hands move freely, step fwd on R (L is on toe) and bounce on knees. Arms make a semi-circle from L shldr over the head to R shldr. Head follows hands (ct 1); step on L close to R but a little fwd. Arms remain on R side and head looks that way (ct &); step fwd on R and bounce on knees. Arms and head in same pos (ct 2); lift L from knee, R stays in place but go up on the toe. Arms make another semi-circle from R over head to L, head follows hands (ct &).

Fig 3b Same as Fig 3a but opp ft (cts 3,&,4).



URFALIYAM EZELDEN (cont'd)

FIG 4 - Ft are exactly the same as Fig 3, now turn from LOD to face ctr. Arms continue to make the same semi-circle movement.

FIG 5a

Body bends fwd at waist. Arms go down and to the R. Head follows arms. Step on R to R (ct 1); step on L to R bringing L beside R, arms R (ct 2); leap onto R while kicking L back (ct 3); hold (ct 4). (L will go L in next Fig).

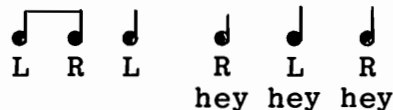
FIG 5b

Exactly like Fig 5a, but going opp direction with opp ft. Arms L.

FIG 6

Return to Fig 4 (facing fwd) the body is straight and the arms are held in Halay style. (In Halay style arms are straight down, shldrs touching, with hands hidden behind body.. Hands joined by locking fingers).

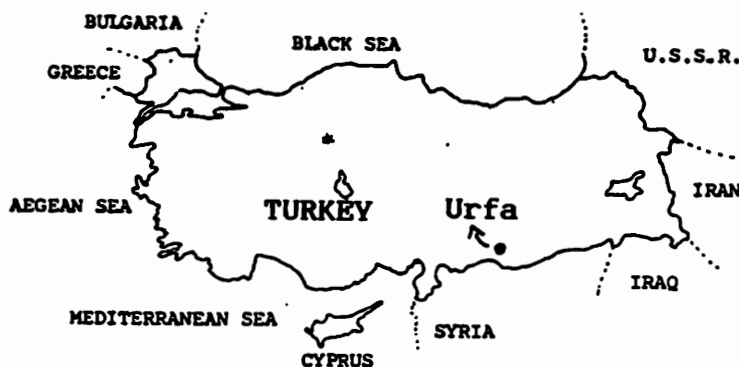
TO FINISH: After finishing Fig 6 (from the L) in place: step on R, lifting L back, yell "hey" (ct 1); step on L, lifting R back, yell "hey" (ct 2); step on R, yell "hey" (ct 3); hold (ct 4).



SEQUENCE: Do Fig 3, 4, 5 for only 1 and Fig 6 for 2 complete rounds of the music. (In the end of second one finish the dance).

Original notes by Ahmet Lüleci
Edited to fit Syllabus format

Presented by Ahmet Lüleci



URFA'LIYAM EZELDEN

Urfa liyam e zel den Urfa liyam e zel den
 goynum gecmez gu - zelden goynum gecmez gu zelden
 Vay ağam ola san Ömer paşam ola san Ömer
 yetim kala san Ömer benim ola san Ömer Vay

Urfaliyam ezelden, Urfaliyam ezelden
 Göynüm geçmez güzelden, göynüm gecmez güzelden
 Göynümün gözü çıksın, göynümün gözü çıksın
 Sevmeseydim ezelden, sevmeseydim ezelden

Ağam olasan Ömer
 Paşam olasan Ömer
 Yetim kalasan Ömer
 Benim olasan Ömer, Vay

I'm eternally from Urfa
 My heart can't pass by beauty
 I wish my heart would go blind
 I wish I would never love

Omer, I wish you could be my master
 Omer, I wish you could be my general
 Omer, I wish you could be an orphan
 So that you could be mine.