


QUADRIGLIA ITALIANA — Italy
[kwah-dree-lee'ah ee-tah-lee'ah-nah]

(Square dance or quadrille)

Translation: Italian Quadrille.

Record: Folkraft LP-37 (side A band 3).

Formation: Quadrille: four couples form a square, each woman (O) on right of man (D). Couple 1 (12) has back to music and couples are numbered counterclockwise 1-2-3-4.



Note: The music is in 8-measure phrases; no particular phrase goes with any particular Figure. Walking Steps are used throughout, two Steps per measure.

Music 2/4

Measure

1-3 $\left[\begin{array}{l} dd \\ d \end{array} \right.$

INTRODUCTION

BOW to partner (counts 1-2), BOW to corner (counts 3-4), join hands in a circle (counts 5-6).

FIGURE I — Circle

1-8 CIRCLE LEFT (counts 1-16).

9-16 CIRCLE RIGHT to place (counts 1-16).

FIGURE II — Salutation

1-4 Joining inside hands, couples 1 and 3 FORWARD to the center (counts 1-3), BOW to each other (count 4), AND BACK to place (counts 5-8).

5-8 Couples 1 and 3 FORWARD to the center (counts 1-3), release hands and turn back to back with partner, and join inside hands with opposite (count 4), man 1 lead woman 3 as she moves forward 3/4 around a counterclockwise circle to his home position to finish as his new partner, and man 3 lead woman 1 similarly (counts 5-8).



9-16 Couples 2 and 4 the same: REPEAT measures 1-4.

17-32 REPEAT measures 1-16, women returning to original partners.

FIGURE III — Star promenade

1-4 Men STAR left (each join left hands with opposite man) and "star promenade" with own partner (inside hands still joined) (counts 1-6), men release partners' hands and, with two longer steps, move forward to join inside hands with next woman ahead (women keep on walking (counts 7-8).

5-16 REPEAT measures 1-4 thrice (4 times in all) to finish with original partner.

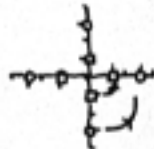


FIGURE IV — Form contra lines

1-8 Couple 1 lead others into two straight lines, men in one line and women in the other with partners facing about six feet apart, then pause until the end of the 8-measure musical phrase (counts 1-16).

FIGURE V — Salutation in lines

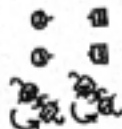
1-4 Men FORWARD, BOW, AND BACK to place as Figure II above.

5-8 Women the same: REPEAT measures 1-4.

9-16 REPEAT measures 1-8.

FIGURE VI — Reel down the line

1-16 Couple 1 turn with right hand 1 1/2 around (counts 1-8), release partner and man 1 join left hands with next woman in line while woman 1 join left hands with next man in line and these pairs turn with left hand once around (counts 9-12), release left hands and couple 1 turn with right hand once around in the



Continued...

Quadriglia Italiana, continued

center (counts 13-16), release partner and continue similarly, turning left hands with the next in line (counts 17-20), right hands with partner in center (counts 21-24), left hands with last in line (counts 25-28), then right hands with partner $1\frac{1}{2}$ around and man 1 take last position in man's line while woman 1 take last position in woman's line (counts 29-32).

- 17-64 REPEAT measures 1-16 thrice (4 times in all) so each couple reels down the line in turn. (Note: On this recording there is enough music so each couple may reel independently, as intended in the original form of the dance. Lack of sufficient music on many other recordings requires this reeling to be condensed or doubled up so that as couple 1 reaches couple 3 the new head couple begins to turn $1\frac{1}{2}$ and then reel down the line etc., thus taking only 32 measures for this Figure.)

FIGURE VII — Grand right and left

- 1-16 Each turn $1/4$ left in own line so right shoulder is toward partner. Woman step in place while man 1 lead men's line forward in a U-turn left down outside men's line to foot of set and face the last woman in line (woman 2). Man 1 and woman 2 start to GRAND RIGHT AND LEFT: take right hands and both move forward passing right shoulder to meet a second person, take left hand of that person and move forward passing left shoulders to meet a third person, take right hand of this person and move forward passing right shoulder so all meet own partner with left hand, and . . . continue until partners meet with left hand the second time. Each woman begins to move forward as soon as man 1 takes her hand. Finish with original partner in Varsouvienne position, all couples facing counterclockwise in a circle.




FIGURE VIII — Promenade

- 1-4 Couples PROMENADE counterclockwise in Varsouvienne position (counts 1-4), man raise right arm and move joined right hands forward in a counterclockwise arc to the left across in front of him to behind him (over the head of his partner and over his own head while woman turns left once around as she moves to his left then behind him). All hands remain joined until woman is behind her partner then release hands and man move slightly forward to join new woman in front of him (counts 5-8).
- 5-16 REPEAT measures 1-4 thrice (4 times in all). Finish with original partner in original position.



FIGURE IX — Wind and unwind

- 1-16+ Join hands and CIRCLE RIGHT (counts 1-8) then: man 1 release left hands with woman 4 while all others keep hands joined, and man 1 stand still while woman 4 lead the line to the left in an inward spiral until all are wound around him, then man 1 lead out underneath the joined hands of the dancers around him toward and under the arch formed by the joined inside hands of couple 4 then finally again into the circle formation to finish with a BOW (or lead the dancers offstage).



Men STAR (left): Men put left hands in center and move forward counterclockwise around that center.

Note: First viewed by Vyts at Chicago's Hull House in the 1920's, this sequence has become a "standard" with many international folk dance groups. A number of other Figures exist, but these above are the most interesting.