

MALŪNAS
(mah-loo-nahss)
(dance for 8 couples)
Lithuania

Translation: The Mill.

Record: Folkraft LP-35 (side A band 2) - 2:50.

Note: All movements of the dance are with light RUNNING STEPS, two (left, right) per measure, except for Figures I, IV & VI which are as described.

Music 2/4
Measure
1-16

ENTRANCE (optional) - Cart with horses

Four groups of 4 with number 1 (leading) cpl acting as the "horses" & number 2 (behind) acting as "cart". Cpl 1 join inside hands & stretch inside arms straight fwd like a pole between a team of horses, outside hands resting on outside shoulders which hands are held by outside hands of couple 2; couple 2 join inside hands, arms downward. Group follow group in this formation, enter, and form a double circle. Finish facing partner, man's back to center, both hands joined.



FIGURE I - Sieve

1-8 Swing joined hands slightly sideward to man's R (count 1), L (count 2), etc., 16 swings in all. (This represents sifting the grain in a sieve).



FIGURE II - Independent circles

1-8 Release hands, turn 1/4 R & run fwd, man CW inside & woman CCW outside, passing partner once then meeting again to finish with original partner in original position, both hands joined.



9-16 REPEAT "sieve" pattern of Figure I measures 1-8 above.

FIGURE III - Couples shuttle

1-2 Couples 1 move toward center (men move backward) while cpls 2 move outward (men move fwd).

3-4 Couples 1 turn slightly to man's R & move outward (man move fwd) while cpls 2 turn slightly to man's L and move toward center (man move backward), each passing a new couple.



5-16 REPEAT measures 1-4 thrice (4 times in all) & finish in original starting position. Cpls 1 move CW while Cpls 2 move CCW around the circle in this interweaving; Cpls pass each other twice & stop the third time.

17-22 REPEAT "sieve" pattern of Figure I measures 1-6 (12 swings)

23-24 All face CCW & Cpls 1 form a left hand STAR while Cpls 2 move slightly fwd to join on the outside & form a large double star of four "spokes": men place arms around women's waists, women place hands on partners' shoulders.

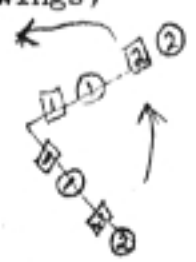



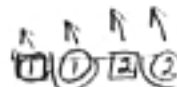
FIGURE IV - Outer couples move

1-8 Partners remain together: Cpls 1 run in place while Cpls 2 with two long strides run fwd to join the next

Continued...

 spoke (counts 1-2), then all STAMP 3 times in place (counts 3-and-4), and...repeat thrice (4 times in all).

1-8 **FIGURE V - Consolidated wings**
Men 2 place L arms around waists of women 1, who place R hands on L shoulders of men 2, and all move forward.



1-8 **FIGURE VI - Men turn back**
Release holds. Each woman remain facing CCW but each man turn half around to face CW, then all move fwd with 2 running steps to form a new "spoke" of 4 people in line (counts 1-2), 3 STAMPS in place (counts 3-and-4), and...repeat thrice (4 times in all) to finish with original partners.



1-8 **FIGURE VII - Grindstone**
Each man turn half around to face CCW. Men 1 reform L hand STAR in center & join their R hands with L hands of men 2 to form arches. Women 2 step in front of arch & other women step backward, the women face in & join hands to form a circle under the arches. Women circle L under the arches as men move fwd over their circle.
9-16 **REVERSE:** Women circle R & men move backward over their circle, each returning to original partner.



1-16 **FIGURE VIII - Circle four**
Each original "spoke" or "wing" form a circle & circle L (counts 1-16) then circle R (counts 17-32).



1-16 **FIGURE IX - Small stars**
Each circle of four form a R hand STAR (counts 1-16) then L hand STAR (counts 17-32).



1-8 **FIGURE X - Gears**
All the men form one large circle facing center, each woman place L hand over the pair of joined hands which includes her partner's R & hold her skirt with her R hand: men circle R as women move fwd, increasing length of stride (not speed), & if wind is created during this run the "windmill" is successful. This Figure may be continued until the end of the music, or for 16 counts & EXIT with the same "cart with horses" Figure used for the ENTRANCE).



STAR: Designated persons put designated hands in center & move fwd around that center (revolve CW for R hand star, CCW for L hand star), in Lithuanian dances just shake hands with opposite in the star. Also known as a MILL (as in this dance, Malunas).

Note: Malunas is a pantomime which begins with the carts as they arrive with the grain which is first sifted then ground into flour by the mill. There are several Lithuanian "mill" dances, ranging in difficulty from easy to complicated (see Dances of Lietuva by V. P. Bellajus). This version is intermediate; figures may be omitted, repeated, etc. in any order according to age level & ability of group.